

Q4 | December 31, 2009

Seligman California Municipal High-Yield Fund

FUND DESCRIPTION

Asset Class

Municipal Bond

Investment Category

Muni California Long

Objective

Seeks the maximum income exempt from regular federal income taxes and from the personal income taxes of California consistent with preservation of capital and with consideration given to capital gain.

Strategy

The Fund invests at least 80% of net assets in municipal debt obligations within any rating category (including securities rated below investment-grade or securities that are not rated), which are generally exempt from federal income tax as well as from California state and local income taxes.

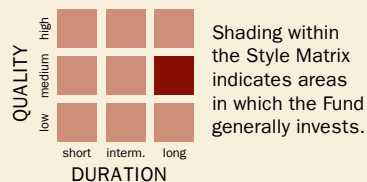
PORTFOLIO MANAGEMENT

YEARS IN: FIRM IND.

Catherine Stienstra

3 22

STYLE MATRIX



FUND DETAILS

Inception Date

Class A 11/20/1984
Class C 5/27/1999

Ticker

CUSIP

Class A SCHYX 816351308
Class C SHMCX 816351878

TOTAL NET ASSETS

Fund Net Assets (\$M) 34.7

FUND PERFORMANCE (%)

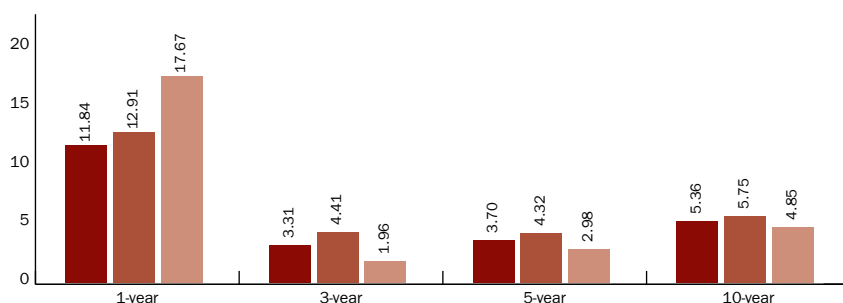
Without Sales Charges	1-year	3-year	5-year	10-year	Since Inception	Max Sales Charge	Maximum CDSC	* Expense Ratio Gross	** Expense Ratio Net
Class A	11.84	3.31	3.70	5.36	7.00	-	-	1.08	0.79
Class C	11.11	2.42	2.82	4.44	3.55	-	-	1.83	1.54
With Sales Charges									
Class A	6.51	1.65	2.69	4.84	6.79	4.75	-	1.08	0.79
Class C	10.11	2.42	2.82	4.44	3.55	-	1.00	1.83	1.54
Index 1	12.91	4.41	4.32	5.75	-	-	-	-	-
Index 2	17.67	1.96	2.98	4.85	-	-	-	-	-

The performance information shown represents past performance and is not a guarantee of future results. The investment return and principal value of your investment will fluctuate so that your shares, when redeemed, may be worth more or less than their original cost. Current performance may be lower or higher than the performance information shown. You may obtain performance information current to the most recent month-end by visiting seligman.com

*Fund expense ratios are calculated based on the Fund's average net assets during the Fund's most recently completed fiscal year, and have not been adjusted for current asset levels. If adjusted for any decrease or increase in assets, expense ratios would be higher or lower, respectively, than the numbers shown above. The expense ratios include the effect of acquired fund fees and expenses, if any. Please see the Fund's prospectus for a complete list of operating expenses.

**The investment manager and its affiliates have contractually agreed to waive certain fees and to absorb certain expenses of the Fund, as described in the Fund's prospectus, unless sooner terminated at the discretion of the Fund's board. Any amount waived will not be reimbursed. Net expense ratios reflect this fee waiver/expense cap. Fee waivers/expense caps would limit the impact that any decrease in assets will have on net expense ratios in the current fiscal year.

■ Class A
■ Index 1: Barclays Capital Municipal Bond Index
■ Index 2: Lipper California Municipal Debt Funds Index



CALENDAR YEAR RETURNS (%)

Class A without sales charges.

	2009	2008	2007	2006	2005
Seligman California Municipal High-Yield Fund Cl A	11.84	-4.62	3.38	4.64	3.94
Barclays Capital Municipal Bond Index	12.91	-2.47	3.35	4.85	3.53
Lipper California Municipal Debt Funds Index	17.67	-10.80	0.97	5.01	4.09

It is not possible to invest directly in an index.

The Barclays Capital Municipal Bond Index, an unmanaged index, is made up of a representative list of general obligation, revenue, insured and pre-refunded bonds. The index is frequently used as a general measure of tax-exempt bond market performance.

The Lipper California Municipal Debt Funds Index includes the 30 largest municipal debt funds in California tracked by Lipper Inc. The Lipper index's returns include net reinvested dividends.

NOT FDIC INSURED
MAY LOSE VALUE
NO BANK GUARANTEE

SELIGMAN INVESTMENTS

PORTFOLIO STATISTICS

	FUND
Number of Holdings	40
Duration (years)	10.87
Average Maturity (years)	21.55
Average Credit Quality	A+
SEC Yield	4.30
Fund Fiscal Year End	9/30/10

RISK MEASURES

(3-year period)

	FUND	INDEX
Standard Deviation	6.07	6.00
Sharpe Ratio	0.33	0.37
Beta	0.94	1.00
Alpha	0.09	0.00
R-Squared	0.85	1.00

CREDIT QUALITY (%)

	FUND
Govt/Agency	0.00
AAA	7.29
AA	31.95
A	44.45
BBB	14.35
BB	0.00
B	0.00
CCC & Below	0.00
NR/Cash/Other	1.96

MATURITY (%)

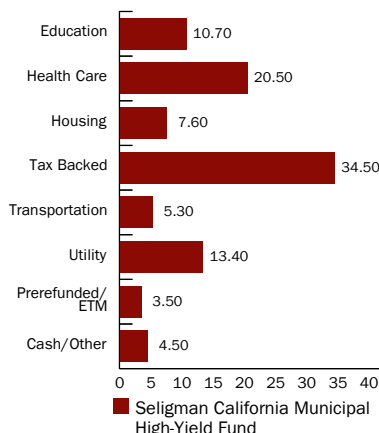
	FUND
0-1 Year	1.98
1-3 Years	0.00
3-7 Years	3.49
7-10 Years	0.00
10-15 Years	14.70
Above 15 Years	79.83

COMPARATIVE INDEX

Barclays Capital Municipal Bond Index

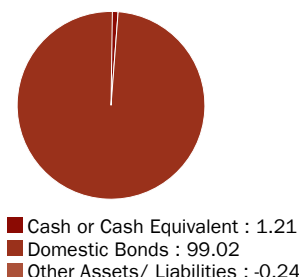
SECTOR ALLOCATION (%)

Subject to change.



ASSET ALLOCATION (%)

Subject to change.



DEFINITIONS

Alpha- measures the relationship between the Fund's performance and its beta over a three-year period. Alpha greater than 0.0 means an investment has performed better than the compared index given its level of risk. It can be viewed as a measure of the value added by the Fund manager.

Average Credit Quality- is the weighted average of the quality ratings of all bonds held in a portfolio.

Average Maturity- is a measure of investment risk; it is the weighted average of the maturities, or due dates, of all bonds held in a portfolio not considering other factors.

Beta- measures an investment's volatility relative to a market index. The index is equivalent to 1.0. An investment with a beta greater than 1.0 has been more volatile than the index while an investment with a beta less than 1.0 has been less volatile.

Credit Quality- Bond ratings apply to underlying holdings of the Fund and not the Fund itself. Whenever possible, the Standard and Poor's rating is used to determine the credit quality of a security. Standard and Poor's rates the creditworthiness of corporate bonds, with 15 categories ranging from AAA (highest) to D (lowest). Ratings from A to CCC may be modified by the addition of a plus (+) or minus (-) sign to show relative standing within the major rating categories. If Standard and Poor's doesn't rate a security, then Moody's rating is used. RiverSource rates a security using an internal rating system when Moody's doesn't provide a rating.

Duration- expressed in years, measures a bond portfolio's change in value for every 1% change in interest rates. Longer durations indicate higher rate sensitivities.

R-Squared- measures how closely the Fund's performance matches (or doesn't match) the performance of its benchmark index.

SEC Yield- Computed under an SEC standardized formula representing the net investment income earned by a fund over the preceding 30 day period, expressed as an annual percentage rate based on the maximum public offer price (POP) per share on the last day of the period. The SEC yield should be regarded as an estimate of the Fund's rate of investment income reflecting an estimated yield to maturity (assuming all current portfolio holdings are held to maturity), and it may not equal the Fund's actual income distribution rate or the income paid to a shareholders account. The SEC Yield reflects fee waivers in effect, if any. In the absence of such waivers, yields would be reduced.

Sharpe Ratio- divides an investment's return in excess of the 90-day Treasury bill by the investment's standard deviation to measure risk-adjusted performance.

Standard Deviation- measures an investment's historical volatility in performance.

You should consider the investment objectives, risks, charges and expenses of a mutual fund carefully before investing. For a free prospectus, which contains this and other important information about the funds, call 1(800) 221-2450. Read the prospectus carefully before investing.

Income from tax-exempt funds may be subject to state and local taxes and a portion of income may be subject to the federal and/or state alternative minimum tax for certain investors. Federal income tax rules will apply to any capital gains distribution.

There are risks associated with an investment in a bond fund, including credit risk, interest rate risk, and prepayment and extension risk. In general, bond prices rise when interest rates fall and vice versa. This effect is usually more pronounced for longer-term securities. Non-investment grade securities, commonly called "high-yield" or "junk" bonds, have more volatile prices and carry more risk to principal and income than investment grade securities.

Seligman® mutual funds are part of the RiverSource® family of funds, and are distributed by RiverSource Fund Distributors, Inc., Member FINRA and managed by RiverSource Investments, LLC. RiverSource is part of Ameriprise Financial, Inc. Seligman is an offering brand of RiverSource Investments.

Not all products and all shares classes are available through all firms.